

# Let's learn "ABC" with AlphaBetty

Hello,  
Alphabetty! Let's  
learn "ABC"!



ABC...



# STEP 1

Write.

a



apple

apple

b



ball

b

c



cat

c

d



dog

d

Join and write.

a



c

b



apple

c



d


d




b





apple




-----



-----




-----



## STEP 2

Write.

e



elephant

---

---

---

f



fish

---

---

---

g



girl

---

---

---

h



house

---

---

---

Join and write.

e



h

---

---

---

f



g

---

---

---

g



e

---

---

---

h




f


---

---


---




-----



-----



-----



-----



# STEP 3

Write.

i



indian

---

---

---

j




jug

---

---

---

k



kite

---

---

---

l



lion

---

---

---

Join and write.

i



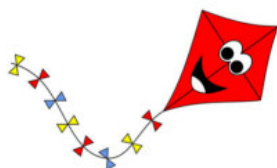
---

---

---

i

j



---

---

---

j

k



---

---

---

k

l








---

---

---

l



# STEP 4

Write.

m



mouse

Handwriting practice lines for the word 'mouse'.


n



nest

Handwriting practice lines for the word 'nest'.

o



orange

Handwriting practice lines for the word 'orange'.

p




pen

Handwriting practice lines for the word 'pen'.

Join and write.


m



o

Handwriting practice lines for the word 'orange'.

n



m

Handwriting practice lines for the word 'mouse'.

o



p

Handwriting practice lines for the word 'pen'.

p



n


Handwriting practice lines for the word 'nest'.



-----







-----



-----



-----



# STEP 5

Write.

q



queen

---

---

---

r



robot

---

---

---

s



sun

---

---

---

t



tree

---

---

---

Join and write.

q



q

---

---

---

r



r

---

---

---

s



s

---

---

---

t







t

---

---

---



# STEP 6

Write.

u



umbrella

---

---

---

v



van

---

---

---

w



window

---

---

---

Join and write.

u



u

---

---

---

v



v

---

---

---

w



w


---

---

---



-----



-----



-----



# STEP 7

Write.

X



xylophon

Handwriting practice lines for the word 'xylophon'.

Y



yoghurt

Handwriting practice lines for the word 'yoghurt'.

Z



zebra

Handwriting practice lines for the word 'zebra'.

Join and write.

X



z

Handwriting practice lines for the letter 'z'.

y



x

Handwriting practice lines for the letter 'x'.

Z




y

Handwriting practice lines for the letter 'y'.



-----



-----



-----





# Certificate

Presented for

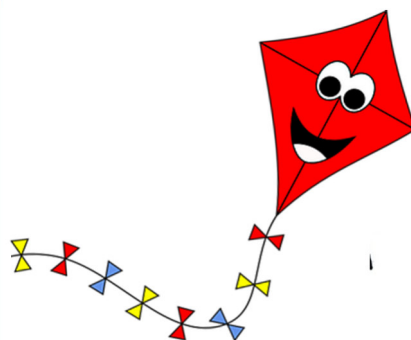

\_\_\_\_\_



-----  
*Signed*


-----  
*Date*



MEMÓRIA JÁTÉK







A memóriajátékhoz a lapokat duplán kell kinyomtatni, melyhez a 160-180 mg-os vastagságú papír javasolt! Óvatosan vágjátok körbe a képeket, és máris kezdhettek a játékot. Mikor megtaláltátok a párjukat, mindig mondjátok ki hangosan angolul, hogy mit láttok a képen.



*Kellemes szórakozást kívánok!*